

## XD221U

crystal clear  
display solutions



User friendly, high performing projector for  
education and business applications

### Professional Specifications and High Cost Performance

#### Built in RJ-45 port – providing an all in one web based management system

Connecting the XD221U to a dedicated LAN allows users to view the status of multiple projectors in the same building. Remote operations of the power switch (ON/OFF), image input switch and other functions can be managed via the web.

#### Top loading lamp – simple lamp replacements

The projection lamp is installed in the upper section of the main body. Regardless of whether sitting on a shelf or suspended from the ceiling, lamp replacement are simple and easy.



#### Low operating costs

Mitsubishi have reduced operating and maintenance costs by making the XD221U more energy efficient, with a long lamp life of up to 4,000 hours. In addition the filter free design reduces dirt and dust particles entering the projector therefore minimising service issues.

### Advanced Functions to improve presentation

#### Excellent Sound Projection - 10W Speaker + Audio Mix

Built with a high-volume 10W speaker, the XD221U eliminates the need for an external speaker. Using the "Audio Mix" feature and wireless microphone (sold separately), the presenter's voice is clear and loud for precise audio reproductions.

#### Automated subtitle function – closed caption (cc) capable

With the touch of a single button, the built-in closed caption decoder transforms words into subtitles that are then projected onto the screen; a convenient function that addresses the needs of language students and hearingimpaired viewers.

#### Vastly Improved Operability – Quick menu to 'Easy operation'

For ease of use, the tool bar has seven main menus' and one custom menu, enabling the user to use specific operations for seamless presentations.

**2300 ANSI LUMENS 2000:1 CONTRAST RATIO**



## Specifications

Model	XD221U
Display Technology	0.55" 1-Chip DMD
Resolution	1024 x 768 (Total 786,432 pixels)
Brightness	2300lm
Contrast Ratio	2000 : 1
Picture Size	40" - 300"
Throw Ratio	1.8 - 2.1
Source Lamp	160W (Shut-off Time 4000hr) with Low Mode, 180W (Shut-off Time 3000hr) with Standard Mode
PC Compatibility	640 x 480 - 1280 x 1024, True : 1024 x 768, Sync on Green available
Video Compatibility	NTSC / NTSC 4.43 / PAL (including PAL-M, N) / SECAM / PAL-60 Component Video ; 480i/p (525i/p), 576i/p (625i/p), 720p (750p), 1080i (1125i 60Hz), 1080i (1125i 50Hz)
Input Terminals	RGB ; mini D-sub 15pin x 2 RCA x 1 + S-VIDEO x 1 Audio ; Stereo mini jack (ø3.5mm) x 2
Output Terminals	RGB ; mini D-sub 15pin x 1 Audio ; Stereo mini jack (ø3.5mm) x 1
Communication Terminal	RS-232C; mini DIN 8pin x 1, LAN (RJ-45) x 1
Audio Speaker	10W Mono
Dimensions (W x H x D)	320 x 104 x 236 mm / 12.6 x 4.1 x 9.3 inch
Weight	3.2kg / 7.0lbs
Power Requirements	AC 100-240V, 50/60Hz
Optional Lamp	VLT-XD221LP


• Compliance with ISO21118-2005  
• All brand names and product names are trademarks, registered trademarks or trade names of their respective holders.

# XD221U

## MOBILE XGA PROJECTOR

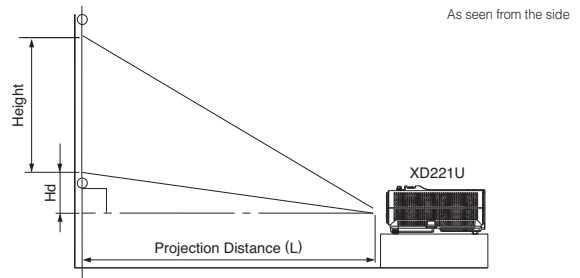
Brilliant Color™	Color Enhancer	Gamma Mode	Cinema Mode
10W Speaker	Dual VGA Inputs	Audio Mix	Freeze Function
Auto Distinguish Source	Quick Menu	Low Standby Power	Top Loading Lamp
Closed Caption	LAN (RJ-45)	Digital Keystone	Lamp Mode
Automatic Power on	Automatic Power off	Instant Shutdown	Ceiling Mounted

## Input and Output Terminals



- 1 Audio output
- 2 Audio input
- 3 S-Video/Video
- 4 Monitor output
- 5 PC/Component Video input
- 6 Serial RS-232C
- 7 LAN (RJ-45)

## Screen size and Projection distance



## Screen size chart (4:3 aspect ratio)

Screen		Distance from screen (L)				Height projected image (Hd)					
Diagonal Size	Width (W)	Height (H)	Max. Zoom	Min. Zoom							
inch	cm	inch	cm	inch	m	inch	cm				
40	102	32	81	24	61	55	1.4	68	1.7	3.6	9
60	152	48	122	36	91	84	2.1	103	2.6	5.4	14
80	203	64	163	48	122	112	2.8	137	3.5	7.2	18
100	254	80	203	60	152	141	3.6	172	4.4	9.0	23
150	381	120	305	90	229	212	5.4	259	6.6	13.4	34
200	508	160	406	120	305	283	7.2	345	8.8	17.9	45
250	635	200	508	150	381	354	9.0	432	11.0	22.4	57
300	762	240	610	180	457	425	10.8	-	-	26.9	68

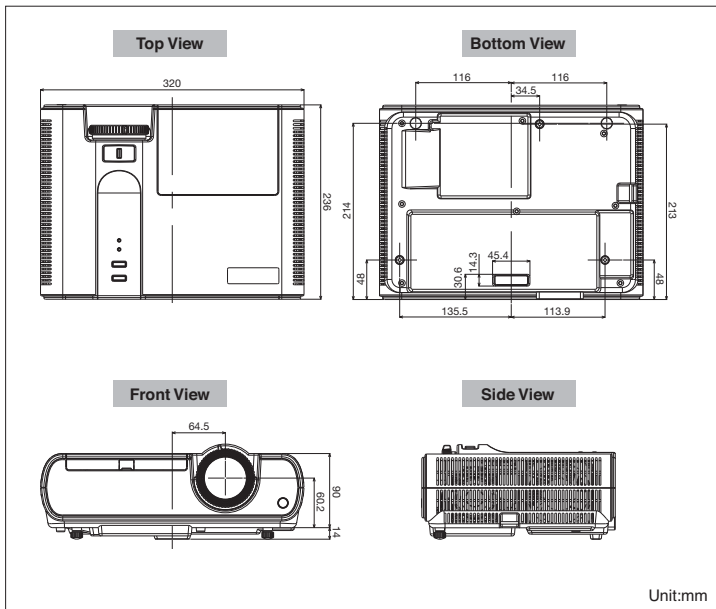
The above numbers are approximate, and may be slightly different from the actual measurements.

## Screen size chart (16:9 aspect ratio)

Screen		Distance from screen (L)				Height projected image (Hd)					
Diagonal Size	Width (W)	Height (H)	Max. Zoom	Min. Zoom							
inch	cm	inch	cm	inch	m	inch	cm				
40	102	35	89	20	50	60	1.5	74	1.9	7.2	18
60	152	52	133	29	75	91	2.3	112	2.8	10.8	27
80	203	70	177	39	100	122	3.1	149	3.8	14.3	36
100	254	87	221	49	125	153	3.9	187	4.8	17.9	46
150	381	131	332	74	187	231	5.9	282	7.2	26.9	68
200	508	174	443	98	249	308	7.8	376	9.6	35.9	91
250	635	218	553	123	311	386	9.8	471	12.0	44.8	114
300	762	261	664	147	374	463	11.8	-	-	53.8	137

The above numbers are approximate, and may be slightly different from the actual measurements.

## Dimensions



 **MITSUBISHI ELECTRIC EUROPE**

New publication, effective March 2009 Specifications subject to change without notice.

Mitsubishi Electric Europe B.V. Visual Information Systems Division, Travellers Lane, Hatfield, Herts AL10 8XB  
Tel: 01707 278684 Fax: 01707 278541 [www.mitsubishielectric.co.uk/vis](http://www.mitsubishielectric.co.uk/vis) email: [projector.info@meuk.mee.com](mailto:projector.info@meuk.mee.com)